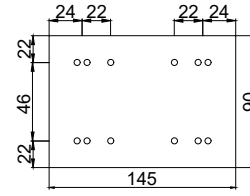
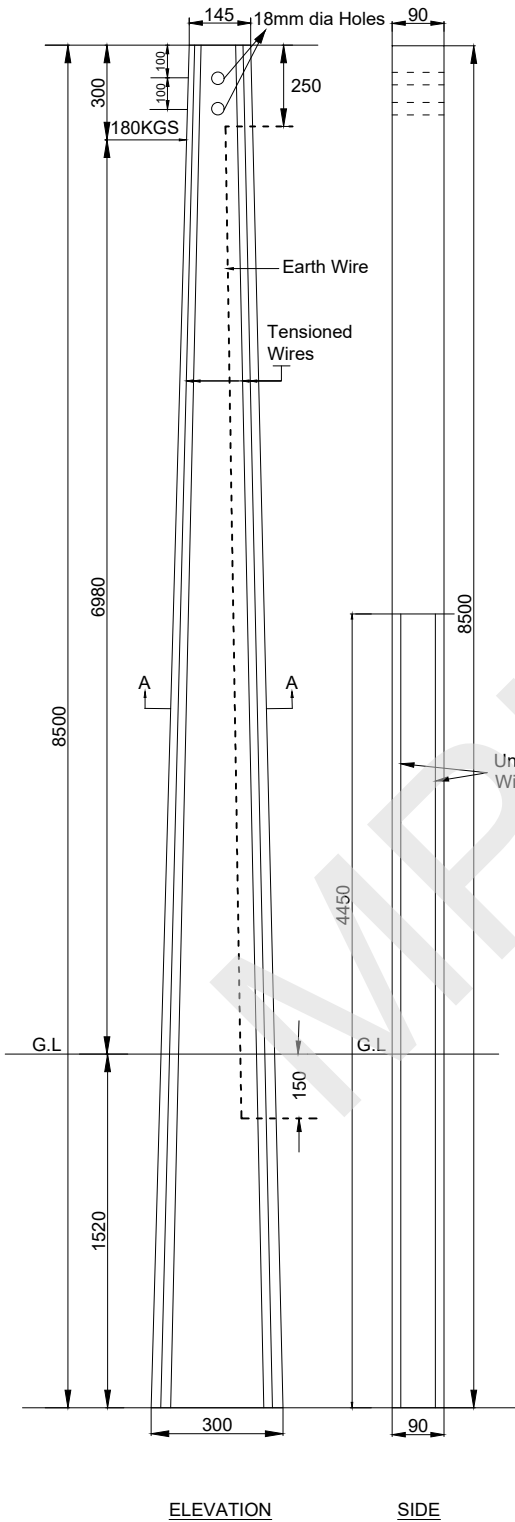
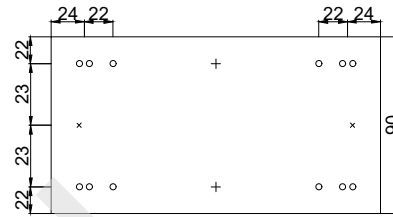


REINFORCEMENT DETAILS OF 8.5/180KG


PRESTRESSED CEMENT CONCRETE POLES (FACTOR OF SAFETY = 2.5)



PLAN AT TOP



PLAN AT A-A



PLAN AT BOTTOM

Location of holes as per REC Standards

- o Denotes Tensioned Wire
- x Denotes Untensioned Wire
- + Possible Position of Earth Wire

TECHNICAL GUARANTEE PARTICULARS 8.5mtr/180KG WORKING LOAD

SECTION:

A) TOP	: 145 X 90 mm
B) BOTTOM	: 300 X 90 mm
QUANTITY OF CONCRETE	: 0.170 m ³
CONCRETE GRADE	: M-42
OVERALL LENGTH SUPPORT	: 8.5 m
PLANTING DEPTH	: 1.52 m
DIAMETER OF PRESTRESSING WIRE	: 4 mm
NUMBER TENSIONED WIRES	: 12 no's
NUMBER UNTENSIONED WIRES	: 2 no's
MINIMUM CUBE STRENGTH OF CONCRETE AT 28 DAYS	: 420 kg/cm ²
CLEAR COVER	: 20 mm
FACTORY OF SAFETY	: 2.5
WORKING LOAD	: 180 kg
ULTIMATE LOAD	: 450 kg
WEIGHT OF POLE (THEORETICAL)	: 430 kg
LOAD APPLICATION AT A POINT FROM THE TOP	: 300 mm
ULTIMATE TENSION STRENGTH FOR 4MM WIRE	: 17500 kg/cm ²
G.I. EARTH WIRE 8SWG	: 1 no
<u>ALL DIMENSIONS ARE IN mm</u>	<u>NOT TO SCALE</u>