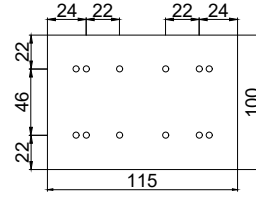
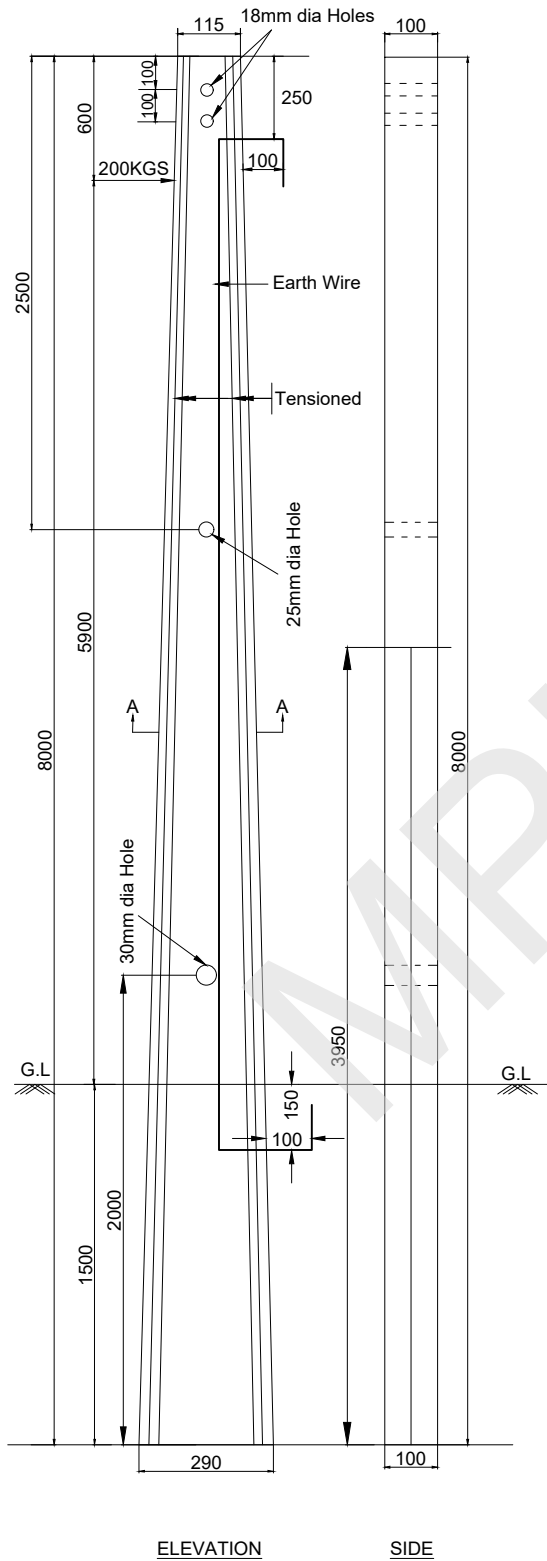
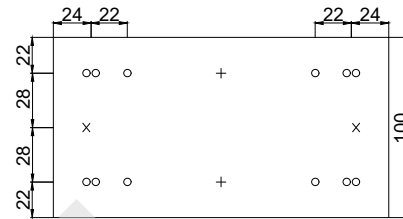


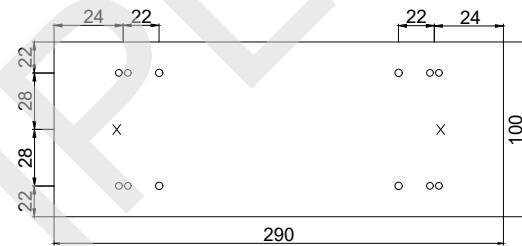
REINFORCEMENT DETAILS OF 8.0/200KG [Type-2(KA)] PRESTRESSED CEMENT CONCRETE POLES (FACTOR OF SAFETY = 2.5)



PLAN AT TOP



PLAN AT A-A



PLAN AT BOTTOM

- O Denotes Tensioned Wire
- x Denotes Untensioned Wire
- + Possible Position of Earth Wire

TECH. GUARANTEE PARTICULARS 8.0M/200kg WORKING LOAD

SECTION:	A) TOP	: 115 X 100 mm
	B) BOTTOM	: 290 X 100 mm
QUANTITY OF CONCRETE		: 0.162 m ³
CONCRETE GRADE		: M-42
OVERALL LENGTH SUPPORT		: 8.0 m
PLANTING DEPTH		: 1.5 m
DIAMETER OF PRESTRESSING WIRE		: 4 mm
DIAMETER OF G.I. WIRE		: 4 mm
NUMBER TENSIONED WIRE		: 12 No's
NUMBER UN TENSIONED WIRE		: 2 No's
MINIMUM CUBE STRENGTH OF CONCRETE AT 28 DAYS		: 420 kg/cm ²
CLEAR COVER		: 20 mm
FACTORY OF SAFETY		: 2.5
WORKING LOAD		: 200 kg
ULTIMATE LOAD		: 500 kg
WEIGHT OF POLE (THEORETICAL)		: 397 kg
LOAD APPLICATION AT A POINT FROM THE TOP		: 600 mm
ULTIMATE TENSION STRENGTH FOR 4MM WIRE		: 17500 kg/cm ²
ALL DIMENSIONS ARE IN mm		NOT TO SCALE