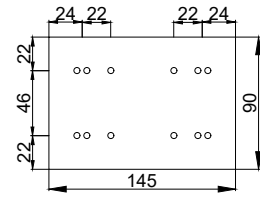
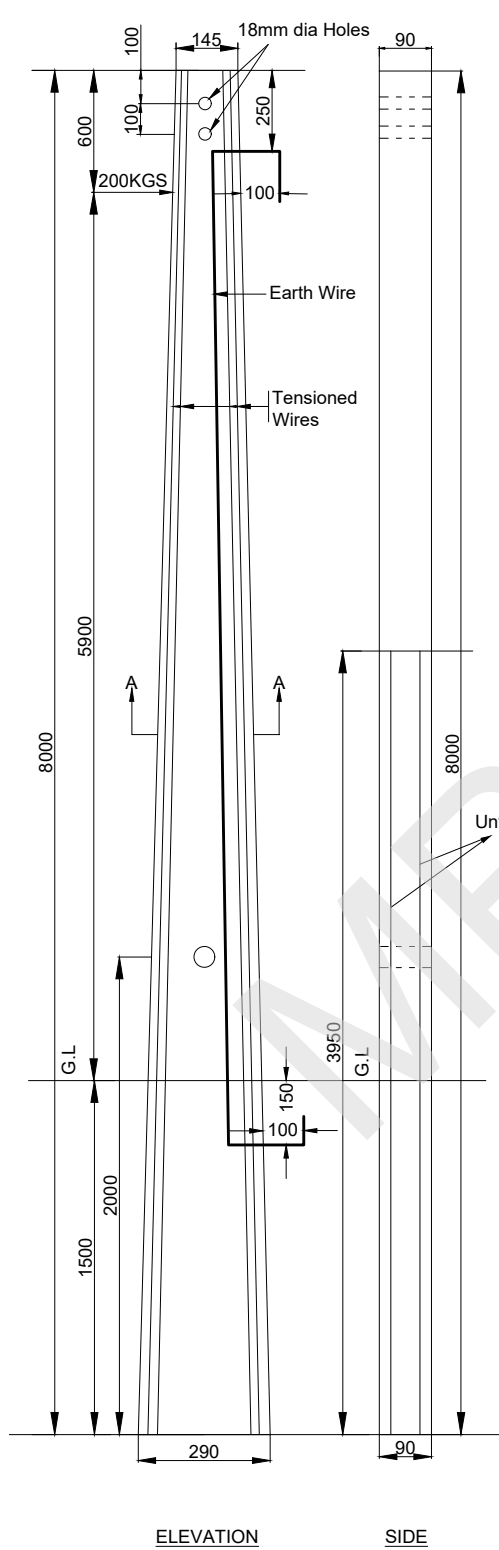
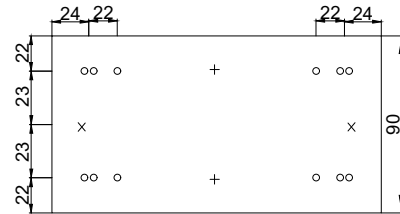


## REINFORCEMENT DETAILS OF 8.0/200KG (Type-1)

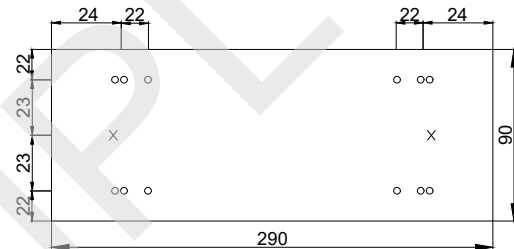
### PRESTRESSED CEMENT CONCRETE POLES (FACTOR OF SAFETY = 2.5)



PLAN AT TOP



PLAN AT A-A



PLAN AT BOTTOM

Location of holes as per REC Standards

- O Denotes Tensioned Wire
- x Denotes Untensioned Wire
- + Possible Position of Earth Wire

#### TECHNICAL GUARANTEE PARTICULARS 8.0m/200kg WORKING LOAD

SECTION:

- A) TOP : 145 X 90 mm
- B) BOTTOM : 290 X 90 mm

QUANTITY OF CONCRETE	: 0.157 m <sup>3</sup>
CONCRETE GRADE	: M-42
OVERALL LENGTH SUPPORT	: 8.0 m
PLANTING DEPTH	: 1.5 m
DIAMETER OF PRESTRESSING WIRE	: 4 mm
NUMBER TENSIONED WIRES	: 12 no's
NUMBER UNTENSIONED WIRES	: 2 no's
MINIMUM CUBE STRENGTH OF CONCRETE AT 28 DAYS	: 420 kg/cm <sup>2</sup>
CLEAR COVER	: 20 mm
FACTORY OF SAFETY	: 2.5
WORKING LOAD	: 200 kg
ULTIMATE LOAD	: 500 kg
WEIGHT OF POLE (THEORETICAL)	: 384 kg
LOAD APPLICATION AT A POINT FROM THE TOP	: 600 mm
ULTIMATE TENSION STRENGTH FOR 4MM WIRE	: 17500 kg/cm <sup>2</sup>
G.I. EARTH WIRE 8SWG	: 1 no
ALL DIMENSIONS ARE IN mm	NOT TO SCALE